


July
1990

The Journal of Laryngology and Otology



Founded in 1887 by Morell Mackenzie & Norris Wolfenden

Edited by JOHN B. BOOTH

Assistant Editors NEIL WEIR, PATRICK BEASLEY, CAROL WENGRAF, RICHARD RAMSDEN,
IOLO GRIFFITH & PETER RHÏS EVANS

Advisor in Pathology IMRICH FRIEDMANN

Advisor in Audiology LINDA LUXON

Advisors in Radiology GLYN LLOYD & PETER PHELPS

Advisor in Statistics STEPHEN EVANS

Vol 104
No 7

The Journal of Laryngology and Otology

(Founded in 1887 by MORELL MACKENZIE and NORRIS WOLFENDEN)

Edited by JOHN B. BOOTH

Assistant Editors NEIL WEIR, PATRICK BEASLEY, CAROL WENGRAF, RICHARD RAMSDEN,
IOLO GRIFFITH & PETER RHŶS EVANS

Editorial Assistant CAROLINE BARRETT

INSTRUCTIONS FOR AUTHORS

1. Original articles which have not been published elsewhere are invited and should be sent to the Editor. They are considered for publication on the understanding that they are contributed to this *Journal* solely. Reproduction elsewhere, in whole or in part, is not permitted without the previous written consent of the Author and Editor and the customary acknowledgement must be made. Normally an original main article should not exceed 7500 words.

Longer articles or theses will be considered for publication as *Supplements*, at the expense of the authors or their employing authorities.

2. Manuscripts should be typewritten in **duplicate** on one side only of the paper (A4 297×210 mm) and double spaced, with wide margins.

Begin each component on a new page in the following sequence: title page, abstract, text, acknowledgements, references, tables and legends.

(a) **Abstract**—This should contain not more than 150 words and include a statement of the problem, the method of study, results and conclusions; a 'summary' section should **not** be included in the main manuscript.

(b) **Text**—Suggested outline—(1) introduction, (2) materials and methods, (3) results, (4) discussion, (5) conclusion.

(c) **Tables** are adjuncts to the text and should not repeat material already presented.

(d) **Illustrations**—Two sets of illustrations, one with each copy of the manuscript, must be submitted and all authors should remember that the single column width is 80mm. One set of illustrations should, therefore, not exceed this width and they should ensure that the essential features are illustrated within this dimension.

Coloured illustrations will be charged to authors, unless a special grant is authorized by the Editor.

Written permission from the publisher must be provided to the *Journal* in order to republish material with copyright elsewhere and also from the senior author where necessary.

(e) **Measurements** must be in metric units, with *Système Internationale* (SI) equivalents given in parentheses.

(f) **References**—For *Journal* articles, The Harvard system of recording references should be used, e.g. Green, C. and Brown, D. (1951). The tonsil problem. *Journal of Laryngology and Otology* 65: 33–38. A paper written by more than two authors should be abbreviated in the text, e.g. Green *et al.* (1951), but **all** the authors should be given in the list of references. The titles of all *Journals* should be given without abbreviation. **References should be listed in alphabetical order**; use of the Vancouver system will **not** be accepted.

For single-author books, the following style should be used: Green, C. (1951). *The tonsil problem*, 2nd edn., vol. 1, Headley Brothers Ltd., Ashford, Kent, 98 pp.

For papers in multi-author books with one or more editors, the reference should include the title of the chapter and the names of the editors, together with the number of the edition as eg: Brown, D. (1951) Examination of the ear. In *Diseases of the Ear, Nose and Throat* 2nd Edition. (White, A., Black, B., eds.), Headley Brothers Ltd., Ashford, Kent, pp 33–38.

It is most important that authors should verify personally the accuracy of every reference before submitting a paper for publication. The names of authors cited in the References should be given in alphabetical order.

(g) **Meetings**—If the manuscript was presented at a meeting, the place where it was held, and the date on which it was read must be included and should appear at the foot of the title page.

(h) **Financial disclosures**—In the submission letter to the Editor, the authors must list all affiliations with or financial involvement in, organizations or entities with a direct financial interest in the subject matter or material of the research discussed in the manuscript.

(i) **Rejections**—As from January, 1989, all manuscripts which are rejected will no longer be returned to the authors. Those submitting papers should, therefore, ensure that they retain at least one copy and the reference numbers, if any, of the illustrations. The only exception to this will be those manuscripts with colour illustrations which will be returned *automatically* by Surface Mail.

(j) **Facsimile (FAX)**. All authors should send a Facsimile number whenever possible to speed communication; this particularly applies to those outside the United Kingdom. Manuscripts with no visual illustrations (X-rays/pathology) may be sent by facsimile.

3. Page proofs are sent to authors for corrections, which should be kept to a minimum; they must be clearly marked, and no extra matter added. Proofs should be returned within 5 days.

4. Orders for reprints must be sent when returning page proofs, and for this purpose special forms are supplied.

5. Editorial communications may be addressed to **The Editor, Journal of Laryngology and Otology, c/o Headley Brothers Ltd., The Invicta Press, Ashford, Kent TN24 8HH or sent by FAX (071-224 1645).**

6. **The annual subscription is £70.00 Institutions & Libraries US\$175.00; £65.00 Individuals US\$162.50; £40.00 Registrars, Residents and Interns.** (Those in training should submit a certificate from The Head of the Department giving details of their appointment; those who qualify must supply their *home* address for mailing direct). Claims to be made for missing issues within 6 months of each publication date.

7. Single copies of current or back numbers (when available) will be on sale at £10 each (including postage).

8. All subscriptions, advertising and business communications should be sent to the publishers, or subscription agents.

HEADLEY BROTHERS LTD,
THE INVICTA PRESS, ASHFORD, KENT.

© *Journal of Laryngology and Otology Ltd.*, 1990

ISSN 0022-2151

Second class postage paid Rahway, N.J.

Postmaster: Send address corrections to The Journal of Laryngology and Otology, c/o Mercury

Airfreight International Ltd. Inc., 2323 Randolph Avenue, Avenel, N.J. 07001. Frequency of Publication: Monthly.

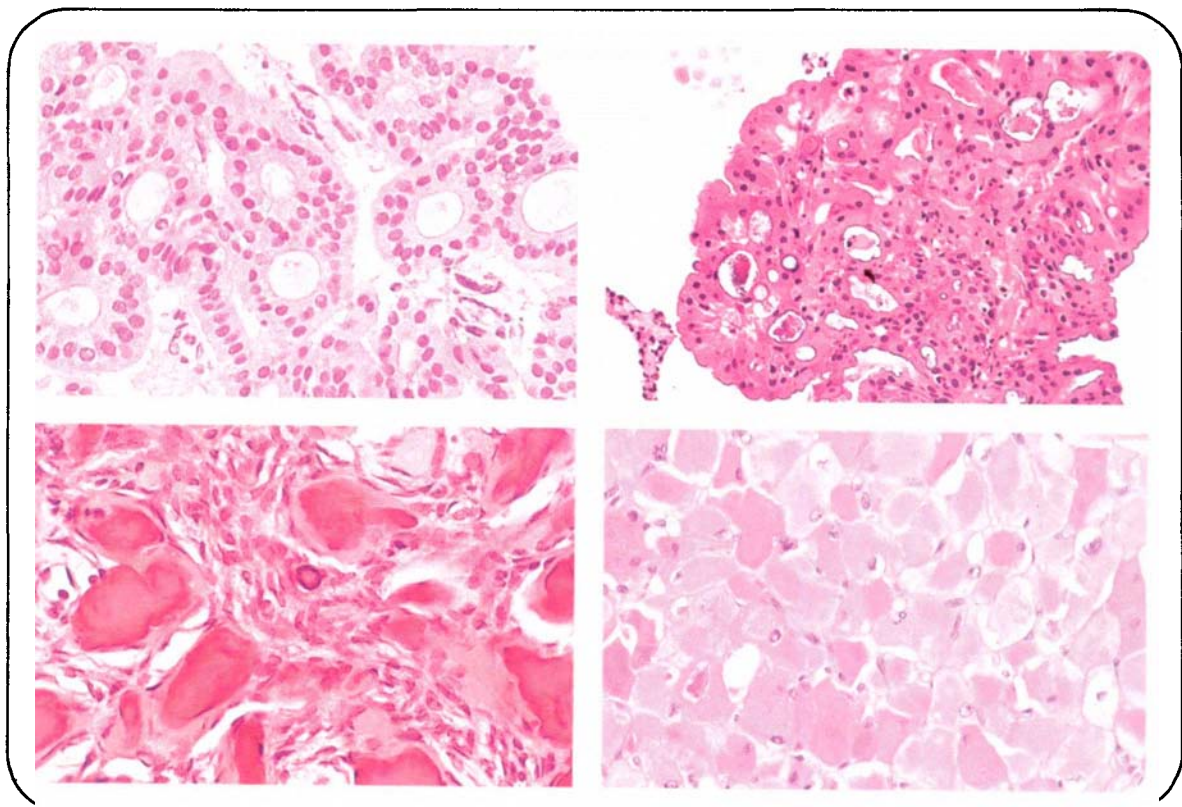
CURRENT HISTOPATHOLOGY

SERIES CONSULTANT EDITOR: G. AUSTIN GRESHAM

VOLUME SIXTEEN

ATLAS OF EAR, NOSE AND THROAT PATHOLOGY

BY L. MICHAELS



Atlas of Ear, Nose and Throat Pathology

by

L. Michaels, *University College and Middlesex School of Medicine,
Institute of Laryngology and Otology, London, U.K.*

This atlas is designed as a bench manual for general pathologists, and pathologists in training, to refer to when reporting this often difficult biopsy material. Its extensive full-colour illustrations and well-referenced text give a survey of the broad field of ear, nose and throat histopathology, which will also be useful to surgeons and otorhinolaryngologists.

Contents

Series Editor's Foreword - Introduction - **1** Normal ear - **2** Non-neoplastic conditions of the external and middle ear - **3** Neoplasms of the ear - **4** Inner ear - **5** Normal histology and inflammatory conditions of the nose and paranasal sinuses - **6** Epithelial and neuroectodermal neoplasms of the nose and paranasal sinuses - **7** Non-epithelial and metastatic neoplasms of the nose and paranasal sinuses - **8** Nasopharynx - **9** Palatine tonsil and oropharynx - **10** Normal anatomy, histology and heterotopia of the larynx - **11** Infections and non-infective inflammatory conditions of the larynx - **12** Squamous cell neoplasms of the larynx - **13** Non-epidermoid epithelial, neuroectodermal and mesenchymal neoplasms of the larynx - Index

1990, 120 pp.

Hardbound, Dfl. 292.00/GB£ 80.00/US\$ 140.00

Current Histopathology Series, Volume 16

ISBN 0-7923-8934-4



ORDER FORM

Please send me:

Atlas of Ear, Nose and Throat Pathology

by L. Michaels

copy(ies) HB, Dfl.292.00/GB£ 80.00/US\$ 140.00

ISBN 0-7923-8934-4

To be sent to your bookseller or to:

KLUWER ACADEMIC PUBLISHERS GROUP

Order Dept.,

P.O. Box 322

3300 AH Dordrecht, The Netherlands

Payment enclosed to the amount of _____

Please invoice me

Please charge my credit card

Name of Card Holder: _____

Card. no. _____

Expiry date: _____

Am. Ex. Visa Diners Club

Mastercard Eurocard Access

Distributor in the USA, Canada and Mexico:

KLUWER ACADEMIC PUBLISHERS GROUP

Order Dept.,

P.O. Box 358

Accord Station, Hingham MA 02018-0358

USA

Delivery address:

Name: _____

Address: _____

Date: _____ Signature: _____

Orders from individuals accompanied by payment or authorization to charge a credit card account will ensure prompt delivery. Postage and handling charges will be absorbed by the Publisher on all such orders. Payment will be accepted in any convertible currency. Please check the rate of exchange at your bank. US Dollar prices are valid for U.S.A., Canadian and Mexican citizens only. For sales within the Netherlands please add 6% VAT (BTW).

REF. M0211



KLUWER ACADEMIC PUBLISHERS
DORDRECHT / BOSTON / LONDON

KAMPLEX AC30...

have you heard?

When you listen to the Kamplex AC30 there's one thing we promise you *won't* hear — a noisy attenuator. That's because Kamplex have developed a unique clickless intensity control to meet the demands of rigorous clinical use.

That's just one example of what goes into the AC30. As well as all the features you might expect in a clinical audiometer, you will find a computer interface as standard, user defined programming capabilities, optional monitor and printer and much more — at a price that will delight you.

The combination of user-orientated design with microprocessor technology and over 20 years of experience, has contributed to making the AC30 an unrivalled package of flexibility, reliability and value for money.

*Hear the difference
for yourself.*



For further details contact:

P.C.WERTH LTD

Audiology House, 45 Nightingale Lane, London, SW12 8SP.
Telephone: 081-675 5151. Telex: 8955485. Fax: 081-675 7577

The Journal of tolaryngology

... the official "voice" of

The Canadian Society of Otolaryngology Head and Neck Surgery

is published in February, April, June, August, October and December

Established in 1972, The Journal of Otolaryngology publishes original papers dealing with clinical and research aspects of otolaryngology in its broadest sense, including:

- AUDIOLOGY** **HEAD AND NECK SURGERY**
- BRONCHO-OESOPHAGOLOGY** **MAXILLOFACIAL SURGERY**
- FACIAL PLASTIC AND RECONSTRUCTIVE SURGERY**
- COMMUNICATIVE DISORDERS**

The Journal of Otolaryngology, with thirteen corresponding editors contributing from around the world and half of its circulation outside Canada, is a truly international publication.

The Editor, hopes that this international "flavour" will serve as a significant factor in your decision to become a new subscriber to The Journal of Otolaryngology.

Subscription Rates: £45.00 per year
Back Issues available at £4.50 each plus postage

TO: Circulation Manager, The Journal of Otolaryngology
P.O. Box 280, Station A, Islington, Ontario, Canada M9A 4X2

I enclose a cheque for £ _____ to cover _____
subscription(s) to The Journal of Otolaryngology.

NAME: _____

ADDRESS: _____

(Please print or type)

THE LARYNGOSCOPE

A Monthly Journal
devoted to the disease of
EAR, NOSE AND THROAT

*Official organ for the American Laryngological
Rhinological and Otological Society*

Price \$90.00 per year

Canada \$110.00 per year

Foreign \$110.00 per year

Institutional rate: U.S. \$100.00 per year, Foreign \$120.00 per year

ESTABLISHED 1896

GERSHON J. SPECTOR
EDITOR

9216 CLAYTON ROAD, ST LOUIS,
MISSOURI 63124-1561

CLINICAL OTOLARYNGOLOGY AND ALLIED SCIENCES

Edited by John Hibbert ChM, MB, BChir, FRCS,

Consultant ENT Surgeon, Guy's Hospital, St Thomas Street, London SE1 9RT, England

First published in 1976, this European journal has become established among the leading centres of otorhinolaryngology throughout the world and has been adopted as the official journal of the Dutch ENT Society and the ORS-ENT Research Society. It is devoted to clinical and clinically oriented research papers of the highest scientific standards dealing with current otorhinolaryngological practice and with audiology, speech pathology, head and neck oncology, head and

neck plastic and reconstructive surgery and related specialties. Correspondence, short communications and book reviews also appear in the journal.

Subscription Information

Clinical Otolaryngology is published bi-monthly. Subscription rates for 1990 are £115.00 (UK), £132.00 (overseas) and US\$220.00 (USA & Canada) post free.

BSP

BLACKWELL SCIENTIFIC PUBLICATIONS LTD

P. O. Box 88, Oxford, UK Tel: (44) 0865 240201

Laryngology & Otology Publications

Available from the Publishers and from Agents throughout the world.

Prices include postage and packing.

The Journal of Laryngology and Otology

Edited by John B. Booth

A leading international journal, published monthly and containing original scientific articles and clinical records in all fields of Otolaryngology and Laryngology. Including occasional supplements.

Founded in 1886.

Annual subscription for 1990 (calendar year): £70.00 Agents £65.00 (US\$175.00 Agents \$162.50); Students rate £40.00

ISSN 0022 2151

Supplements still available separately.

Traité de L'Organe de L'Ouïe

by Nehemiah Asherson

This Bibliography of one of the earliest accurate descriptions of the organ of hearing, which first appeared in 1683, represents the culmination of a lifetime of historical research. It includes a biographical section on Du Verney, the author of the 'Traité'.

Pp 110 ISBN 0 7186 0447 4

Retail £7.00 Agents £6.12 (US\$14.00 Agents \$12.25)

The ENT Surgeon looks at the Orbit

by D. F. N. Harrison

This supplement records in some detail Professor Harrison's 'personal experience over a period of 20 years dealing with a wide variety of clinical conditions in which entry into the orbit was a desirable or essential part of treatment'.

Pp 42 Printed 1980

Retail £4.00 Agents £3.50 (US\$8.00 Agents \$7.00)

Tinnitus

Chairman: Abraham Shulman

The Proceedings of The First International Tinnitus Seminar, which was held in New York in June 1979. Practically all the original papers are reproduced in full, and there are edited versions of all the Panel Discussions. The contributions, from an international group of experts, give comprehensive coverage to a subject of great current interest and importance.

Pp 216 Printed 1981

Retail £10.00 Agents £8.75 (US\$20.00 Agents \$17.50)

20 Years Experience with Homografts in Ear Surgery

by Christian Betow

The author, a professor of Otolaryngology in West Berlin, gives a full account of his pioneering development of homograft materials in reconstructive surgery of the middle ear.

Pp 28 Printed 1982

Retail £4.00 Agents £3.50 (US\$8.00 Agents \$7.00)

Laryngology Applied to Singers and Actors

by Norman A. Punt

This fascinating monograph fills an obvious void in laryngological literature. The author, eminent in the field of vocal problems in the theatre and opera house, writes with understanding, knowledge and concern. When mixed with valuable advice and useful prescriptions, this monograph will serve to guide all who find themselves called upon to help these most sensitive individuals.

Pp 24 Printed 1983

Retail £4.00 Agents £3.50 (US\$8.00 Agents \$7.00)

Experimental and Clinical Studies in Otitis Media with Effusion

by Jamsheed A. Khan

An experimental and clinical study on the effects of Carbocisteine on fluid in the middle ear.

Pp 28 Printed 1983

Retail £4.00 Agents £3.50 (US\$8.00 Agents \$7.00)

Proceedings of the Sixth British Academic Conference in Otolaryngology

Edited by John Ballantyne and John Booth

Pp 134 Printed 1983

Retail £5.00 Agents £4.50 (US\$10.00 Agents \$7.50)

Second International Tinnitus Seminar

Chairman: Abraham Shulman

A comprehensive study of the problems and treatment of tinnitus. Pp 323 Printed 1984

Retail £20.00 Agents £17.50 (US\$40.00 Agents \$35.00)

Forensic Audiology

by Chuang Wei Ping

A clear concise and practical guide to industrial hearing damage by a barrister/physician. This is an unusual and highly specialised aide memoire for the personal injuries practitioner, well illustrated with recent case law. A commendable enterprise by the author.

Pp 57 Printed 1986

Retail £7.00 Agents £6.12 (US\$14.00 Agents \$12.25)

The Acute Orbit

Preseptal (Periorbital) cellulitis subperiosteal abscess and orbital cellulitis due to sinusitis.

by J. R. Moloney, N. J. Badham and A. McRae

Pp 18 Printed 1987

Retail £7.00 Agents £6.12 (US\$14.00 Agents \$12.25)

Nasal Mast Cells: A Preliminary Report on their Ultrastructure

by A. B. Drake-Lee, F.R.C.S.

The ultrastructural morphology of mast cells in the nose and the adenoids are compared. Normal cells have a very varied morphology with electron dense granules which have scrolls occasionally. Cells from patients with perennial allergic rhinitis show variable degranulation in all areas examined. Few cells were seen in the surface epithelium. Cells from the adenoids had different degrees of degranulation which suggests that mast cell reactions are not a constant feature.

Pp 17 Printed 1987

Retail £10.00 Agents £8.75 (US\$20.00 Agents \$17.50)

Surgical Anatomy of Structures Adjacent to the Thyroid Apex and Post-operative Voice Change (A Review Including Dissection)

by K. L. Yezingatsian, F.R.C.S.

Pp 13 Printed 1987

Retail £10.00 Agents £8.75 (US\$20.00 Agents \$17.50)

Inferior Meatal Anastrostomy Fundamental Considerations of Design and Function

by Valerie Joan Lund, M.S., F.R.C.S.

Pp 18 (Contains 12 x 4 colour illustrations) Printed 1988

Retail £15.00 Agents £13.12 (US\$30.00 Agents \$26.25)

Surgical Management of the Discharging Mastoid Cavity

by R. P. Mills, M.Phil., F.R.C.S.

Pp 6 Printed 1988

Retail £10.00 Agents £8.75 (US\$20.00 Agents \$17.50)

Acquired Subglottic Stenosis

by John M. Graham, F.R.C.S.

Pp 48 Printed 1988

Retail £12.00 Agents £10.50 (US\$24.00 Agents \$21.00)

The University College Hospital/Royal National Institute for the Deaf Cochlear Implant Programme

Pp 57 Printed 1989

Retail £15.00 (US\$30.00) Agents £13.12 (US\$26.25)


Place-pitch and vowel-pitch comparisons in cochlear implant patients using the Melbourne-Nucleus cochlear implant

by Charles K. Pauk

Pp 31 Printed 1989

Retail £12.00 (US\$24.00) Agents £10.50 (US\$21.00)

NEW FILE BINDERS
are now available
for The Journal



Bound in blue and white rexine to
hold one volume. Available, boxed,
from the Publisher price £12
including VAT and postage
HEADLEY BROTHERS LTD, Queens Road
Ashford Kent.

For vertigo

due to Ménière's syndrome

At the recommended dosage of three 16mg tablets daily, new Serc-16 is a highly effective first-line therapy for vertigo due to Ménière's syndrome.

- Regression of symptoms — if therapy commences in the initial stages¹
- Not associated with Parkinsonian side-effects — unlike prochlorperazine²
- Non-sedative³

NEW

Serc-16

betahistine 16mg

Tackles the symptoms by treating the cause

Presentation: A white, flat round tablet imprinted '267' on one face, 'DUPHAR' on the reverse, each tablet containing 16mg betahistine dihydrochloride. Available in packs of 84 tablets. Basic NHS price £18.03. **Indications:** Vertigo, tinnitus and hearing loss associated with Ménière's syndrome. **Dosage and Administration:** *Adults:* Initially one tablet three times daily, taken preferably with meals. *Maintenance dose:* 24-48mg daily. *Children:* No dosage recommendations are made for children. **Contra-indications, Warnings, etc.:** *Contra-indications:* Pheochromocytoma. *Precautions:* Clinical intolerance to Serc in bronchial asthma patients has not been shown, but caution should be exercised when administering this histamine analogue to bronchial asthma patients. Though an antagonism

interactions have been reported. The usual precautions should be observed when administering Serc to patients in pregnancy. *Side-effects:* There has been a small number of reports of gastric upset. **Product Licence Number:** 0512/0088.

References: 1. Wilmot, T.J., *Clin. Otolaryngol.*, 1979; 4: 131-143. 2. Stephen, P.J. & Williamson, J., *Lancet*, 1984, ii: 1082-1083. 3. Data on file, Duphar Laboratories Limited.

Further information is available from:

duphar

Duphar Laboratories Limited, Gaters Hill, West End, Southampton SO3 3JD. Tel: (0703) 472261.